

# BRIDGE THEATRE

## A Midsummer Night's Dream Visual Story



# Contents

## About The Bridge

How to get here.....	2
When you arrive.....	4
Foyer & Toilets	
Main Foyer.....	5
Lower Foyer.....	8
Getting to your seat.....	10
The Standing Area.....	10
Standing area rules.....	11
Seated tickets.....	11

## The Production

A Midsummer Night's Dream.....	12
Content Warnings.....	12
Sonic Story.....	13

## What happens in the play?

Synopsis.....	16
The Set.....	17
The Characters.....	19
Scene Breakdown.....	23

How to Contact Us.....	27
------------------------	----

# The Bridge

## How to Get Here

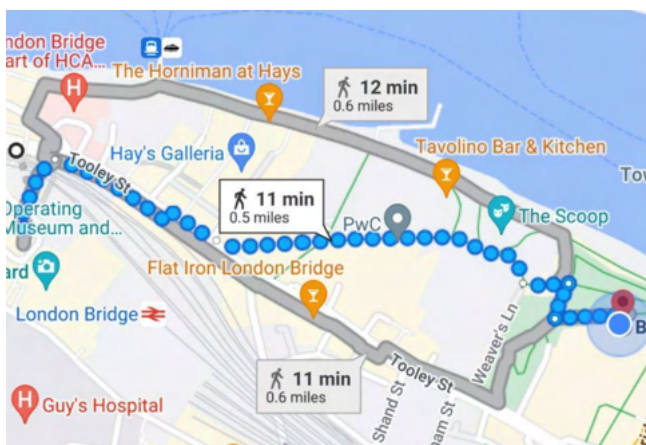
Our address is: Bridge Theatre, 3 Potters Fields Park, London, SE1 2SG.



The closest **train** and **tube** stations are: London Bridge and Tower Hill.



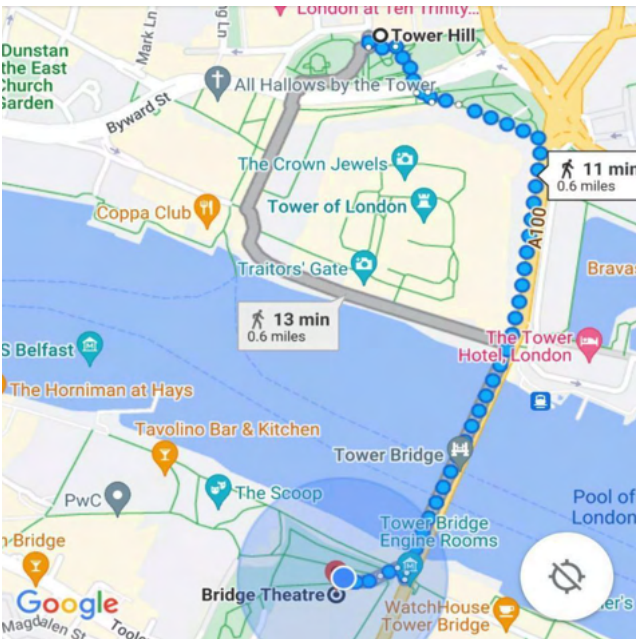
This is London Bridge Station.



This is what the walking route from London Bridge Station may look like.



This is Tower Hill Station.



This is what the walking route from Tower Hill may look like.

If you are arriving by **car** or **taxi** the best place for drop off and pick up is The LaLit Hotel, where there is level access to the entrance of the theatre. A map of the local area with disabled bays can be found on the [Southwark Council Website](#).

More information about getting to the Bridge is available on our website: <https://bridgetheatre.co.uk/your-visit/how-to-find-us/>



# When you Arrive



The theatre opens 1 hour and 30 minutes before the start of the show.

When you first arrive at the Front Doors, our **Security** team will ask to check inside your bags. The security team will not touch you. There may be two small queues, one for standing tickets and one for seated.

Our **Box Office** team can help you with any questions about your tickets or booking. The desk looks like this and is in the front corner when you arrive.



Our **Access Desk** is between the revolving doors as you enter. Talk to them about borrowing:

- Audio enhancement devices
- House wheelchairs
- Sensory kits (including fidget toys, conversation cards and ear defenders)
- Large print resources (including menus and cast lists)
- Ear defenders

# Main Foyer

There is level access to our Main Foyer.

Inside, there are tables and chairs where you can sit down.

Depending on what time you arrive, the Foyer might be busy.

If you need assistance, please ask a member of staff.

If you arrive early, it is more likely to be less crowded.



1 hour before the show.



15 minutes before the show.



Our **Main Bar** is on the right side of the Main Foyer. You can buy a variety of soft drinks, alcoholic drinks, snacks and hot drinks from here.


The menu is written on the chalkboards behind, but if you would like a paper copy or large print menu just ask at the bar or access desk.



There is a **Merchandise** stand on the left side of the foyer. You can buy programmes, ice creams, sweets and merchandise from here.

We have a free **Cloakroom** to store bags and coats in. This is at the back of the Main Foyer.

Everyone who has a standing ticket must store their coats and bags here, so the queue can sometimes be busy.



There are **Toilets** at the back left corner of the Main Foyer.

They are trans-inclusive, male and female bias toilets. We also have a gender neutral Accessible toilet.





# Lower Foyer

The Lower Foyer is downstairs and opens around 35-40 minutes before the performance starts.

You can get to the Lower Foyer by going down the stairs in the centre of the Main Foyer, or by using the lift.

The main **Staircase** has 21 steps.





The platform **Lift** is at the back left corner of the Main Foyer. The lift can carry up to 300KG (4 persons).

We have a smaller **Bar** in the Lower Foyer, at the bottom of the stairs. This has a smaller menu but is often quieter before the show. You can buy drinks, ice creams, snacks and programmes.



There are more **Toilets** in the Lower Foyer including an Accessible Toilet.





# Getting to your seat

## Standing Area:

Some people have “Immersive Standing” tickets for this production. This means they will be standing for the duration of the performance near the stage.

The Standing Area is downstairs through the Lower Foyer.



If you are in the standing area, you will be moved around by our team as parts of the stage rise and lower throughout the performance.

The actors also move around this space. There are also moments in the show where some of the actors will be high up performing in silks hanging from the ceiling.

The people who will ask you to move are all dressed in black clothing or boilersuits.




## Standing area rules:

The Standing Area has a few requirements in order to keep all of the audience, the actors and the crew safe and having the best time possible. These include:

- All bags and coats are to be left in the free Cloakroom. This also includes scarves, phone straps, or items tied around your waist/body.
  - If you need to keep a medical item or device with you throughout the performance please speak to a member of staff when you arrive.
- No hot drinks are allowed inside the standing area.
- Anyone standing must be over 11 years old.
- Anyone under 16 must have an adult (over 18 years old) to accompany them at all times.

## Seated Tickets:



We have different sections of tickets for this production. Seated tickets are split into three levels:

- Stalls (lower level)
- Gallery 1 (street level)
- Gallery 2 (upper level)

There are 12 steps up to Gallery 2 from foyer level. Gallery 2 does not have lift access.

# **The Production**

## **A Midsummer Night's Dream**

A Midsummer Night's Dream is a play written by William Shakespeare.

This is a new version of the play originally produced in 2019 by Nicholas Hytner at the Bridge Theatre.

### **Dates**

Saturday 31st May - Wednesday 20th August 2025

### **Running Time**

The running time is 2 hours and 40 minutes

This includes a 20 minute interval half way through.

### **Content Warnings**

A Midsummer Night's Dreams contains:

Haze

Flashing Lights


Smoke

There may be a small amount of physical contact in the standing area.

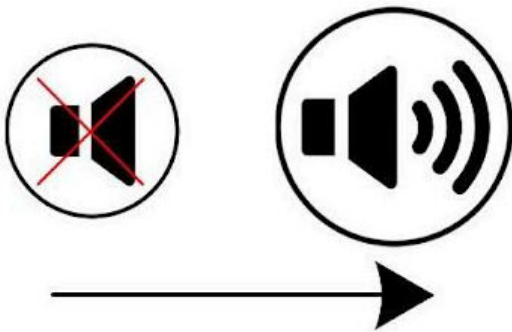
Please talk to a member of staff if you are worried about any of these.

If you need to leave during the performance we have a live stream set up on a TV just outside the auditorium, so you won't miss anything. During the performance, this is a quieter area.

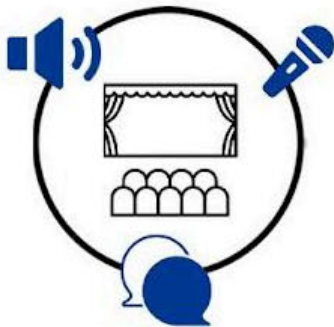
# Sonic Story



This is the '**Sonic Story**' of A Midsummer Night's Dream. It shows **loud and quiet moments** from the performance, and moments where the **sound changes suddenly**.



The music and sounds of the show **change regularly**, from **quiet moments** and characters **talking softly** to **loud singing, pre-recorded music, chanting and clapping**.



Characters often **walk, dance or run through the audience**. This means that talking, singing and shouting can be heard in **different places** around the theatre.



There is lots of **laughter, applause and excitement** from the audience throughout.

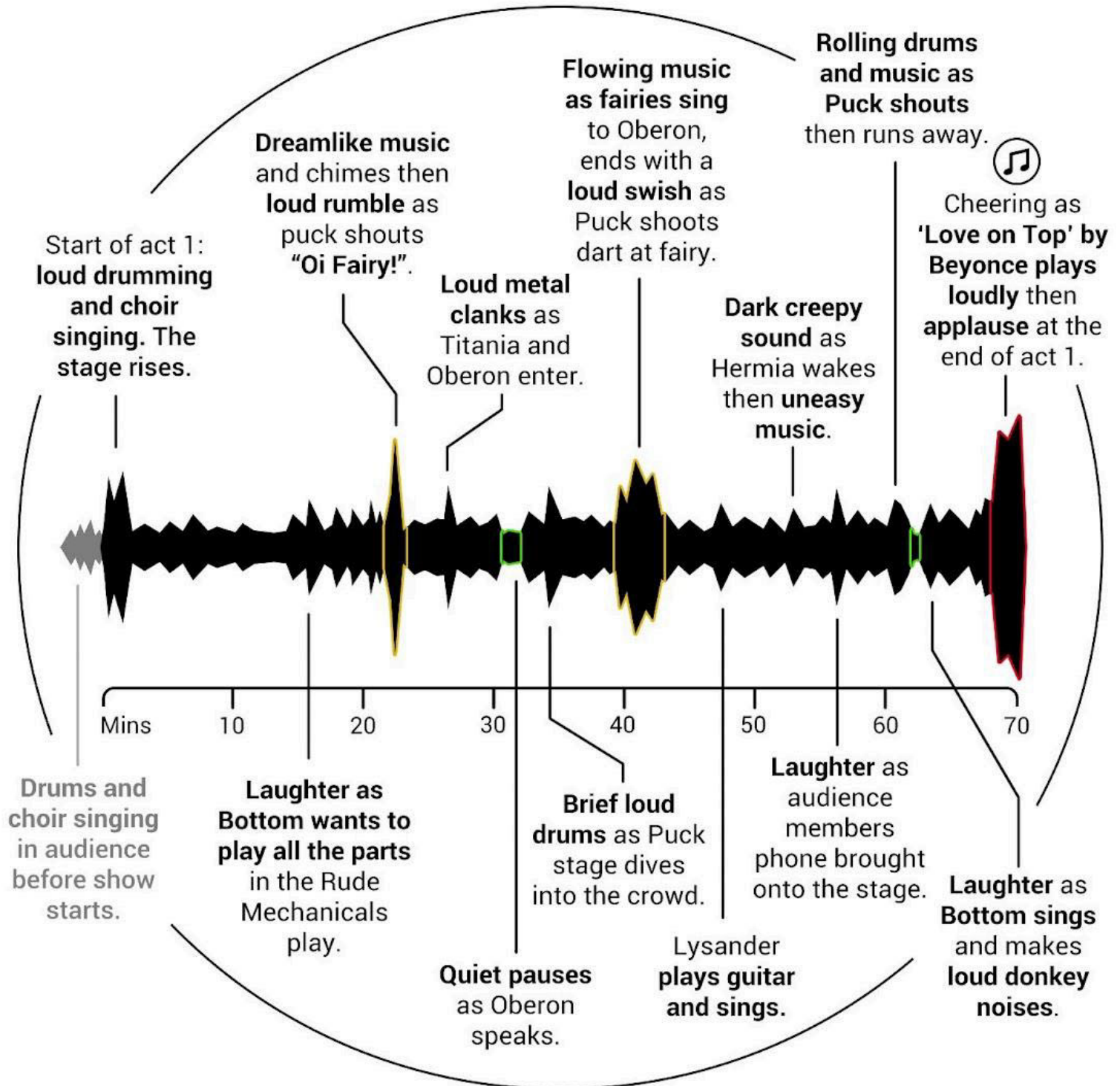


The next two pages describe the sounds of the show in **more detail**.



# Sonic Story

## Act 1

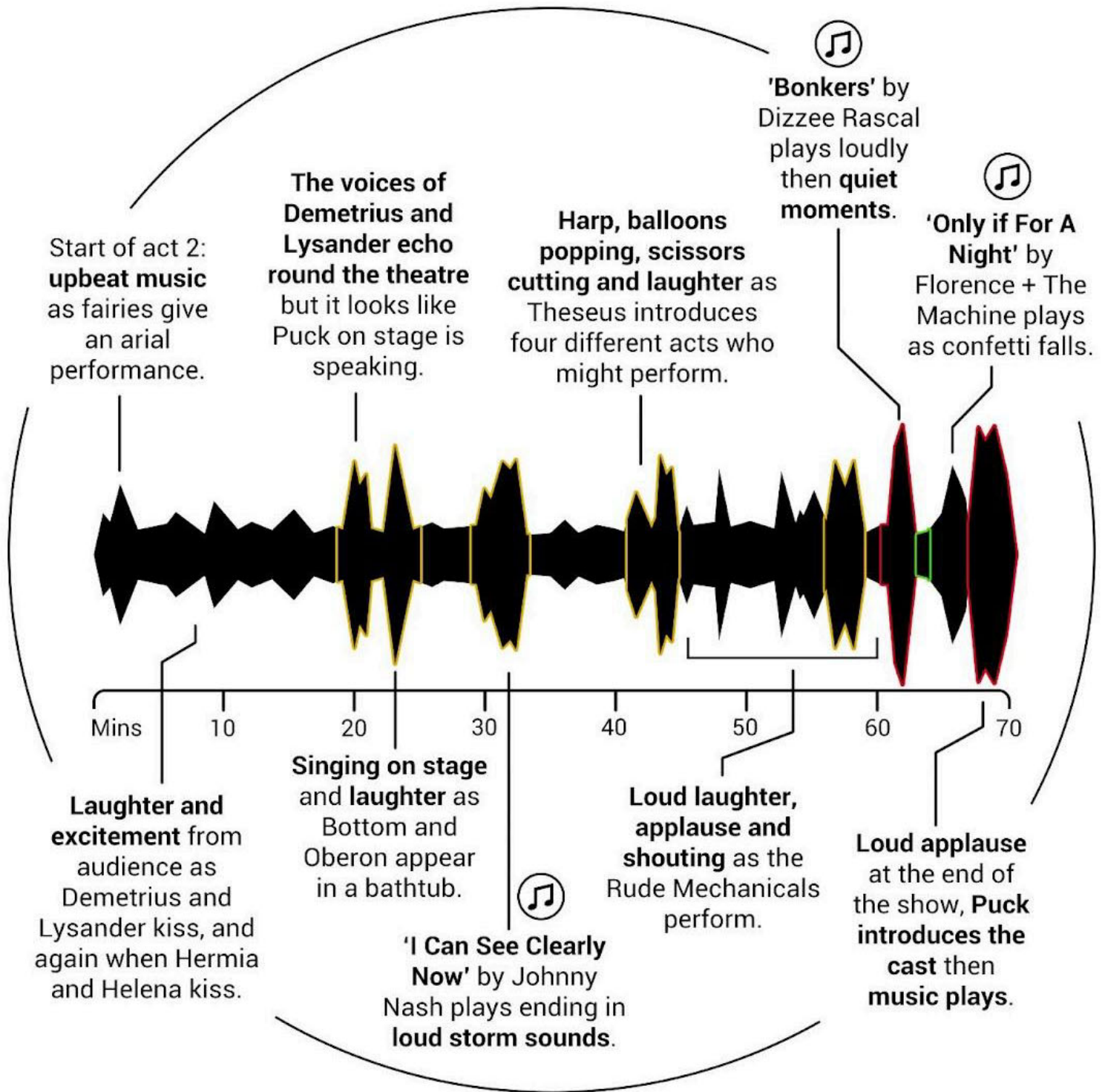


● Very Loud  
● Loud  
● Quiet



# Sonic Story

## Act 2



- Very Loud
- Loud
- Quiet

# What happens in the play?

## The Synopsis

Four young lovers run away from home to find themselves lost in the magical forest where they end up entangled in the fairy King Oberon and Queen Titania's argument.

A group of amateur actors are rehearsing their play for the upcoming wedding of Athenian royalty, when the mischievous fairy, Puck, transforms one of them to help Queen Titania get revenge on King Oberon.

## The Show

The show is divided into two halves. There is a 20 minute interval in between each.

## Interval

After the first half the cast will exit the stage area and the music will stop playing.

During the break you can choose to stay in the auditorium if you want to, or you can leave the auditorium, and use the time to go to the bathroom, or visit one of the many bars and sales points.

The foyer will be busy during this time, and it may be darker outside than when you arrived.



# The Set

In this show the set and stage move through the audience. During the show you will see the action taking place in lots of different areas, some of the stage may rise and fall, and some of the actors will be in the air.



The first few scenes are set in the city of Athens.



The majority of the play is set in the forest nearby. The floor and stage is painted green to signify this.



There are beds used as part of the set. They are dressed in grass and ivy to make them feel as though they are found in a forest.



# The Characters


There are many characters in *A Midsummer Night's Dream*. Some of the characters are played by the same actors.

Here are the characters in the order they appear in the show.

## The Athenians



**Theseus**



**Hippolyta**



**Egeus**

## The Lovers



**Helena**



**Demetrius**



**Hermia**



**Lysander**



# Rude Mechanicals



**Quince**



**Bottom**



**Flute**



**Snug**



**Snout**



**Starveling**

# The Fairies



**Oberon**



**Titania**




**Puck**



**Peaseblossom**



**Cobweb**



**Moth**



**Mustardseed**



**Fairy**

# Scene Breakdown: What happens in the story?

Warning: Spoilers ahead!



The performance starts with the cast entering and beginning to sing.

## Act 1, Scene 1:

We meet the rulers of Athens, Theseus and Hippolyta, who are due to get married. Egeus and his daughter, Hermia, arrive with her beloved Lysander, even though she is betrothed to Demetrius.

Theseus and Egeus invoke the 'Ancient Right of Athens' a law that means if she does not marry the person her father chooses for her (Demetrius), she can be put to death or sent to a nunnery.

Hermia and Lysander decide to run away. They tell Helena, who is in love with Demetrius (Hermia's betrothed) and in an effort to win his love she shares their secret and tells Demetrius.





### **Act 1, Scene 2:**

We meet the Mechanicals who are rehearsing a play called '*Pyramus and Thisbe*', to be performed at the wedding of Theseus and Hippolyta.



### **Act 2, Scene 1:**

The lovers run away into the woods. Here, we encounter the fairy rulers, Titania and Oberon, who are arguing.

Titania and Puck devise a plan to bewitch Oberon using a magical flower '*love in idleness*', causing him to fall in love with the first thing he sees when he awakes.



Titania sees Helena chasing Demetrius through the woods and takes pity on her, instructing Puck to also use the flower on him.

### **Act 2, Scene 2:**

Puck uses the flower while Oberon is asleep. Puck also spots Lysander and Hermia asleep, and remembering Titania's instructions puts the juice from the magical flower in Lysander's eyes.

Helena arrives and wakes Lysander: he instantly falls in love with her. Soon Demetrius arrives and they begin to argue before Helena flees and the men follow. Hermia wakes up alone and sets off to find them.

### **Act 3, Scene 1:**

The mechanicals meet in the forest to rehearse. Puck turns Bottom's head into a donkey head and when the others see him, they run away.



Bottom wakes up Oberon from his slumber and instantly falls in love with him.

### **- Interval -**



### **Act 3, Scene 2:**

Puck tells Titania what has happened to Oberon.

The lovers arrive and Titania realises Puck used the magic on the wrong man!

She corrects this and uses the flower on Demetrius. This causes all the lovers to argue.



### **Act 4, Scene 1:**

Oberon and Bottom are happily enjoying their time together when Titania and Puck arrive. She decides to lift the magic that has caused Oberon to fall in love with Bottom.

The lovers also wake from the spell by the arrival of the Athenians and explain to Duke Theseus that Demetrius and Helena, and Lysander and Hermia are in love. The Duke decides they will all have a joint wedding with him and Hippolyta.

Bottom wakes up and starts to remember his very strange dream.





### **Act 4, Scene 2:**

The Rude Mechanicals are looking for Bottom, worried that they cannot put on the play without him.

### **Act 5, Scene 1:**

The wedding takes place and the Rude Mechanicals are chosen to perform their play.

The play ends with Puck appearing and speaking to the audience.



## After the Show

At the end, the whole cast will come out on stage. Audience members will clap their hands to show they enjoyed the performance.

After this, all of the stage platforms will be lowered and the cast members may stay to dance with the audience. Large inflatable moons will bounce over the standing audience's heads. If you have standing immersive tickets you're welcome to dance too if you want to, but there's no pressure.



People will start to leave the auditorium.

It may feel busy and there may be some queues when leaving the auditorium but don't worry - there's room for everyone.

You can choose to wait in the auditorium until it is quieter if you wish.

We hope you've found this guide helpful, but welcome your questions.

Please reach out to us if you would like any further information including:

- Upcoming access performances
- Joining our Access List (for disabled concessionary rate tickets)
- Our accessible facilities

Please call us on **0333 320 0051** or email us **[boxoffice@bridgetheatre.co.uk](mailto:boxoffice@bridgetheatre.co.uk)**, and we'll be happy to help as much as we can.

We're looking forward to seeing you soon.

All our best,

The Bridge Theatre.